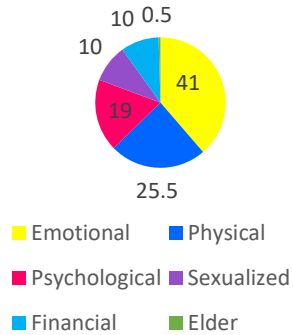




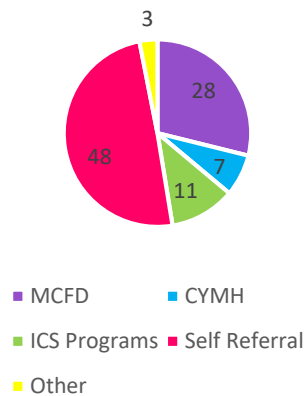
IN OFFICE COUNSELLING 2019

Violence Reported (Pre-screening)



43% reported violence in Home/Environment

Referral Source



Number of Clients Served: **227**
 Number of Unique Clients: **221**

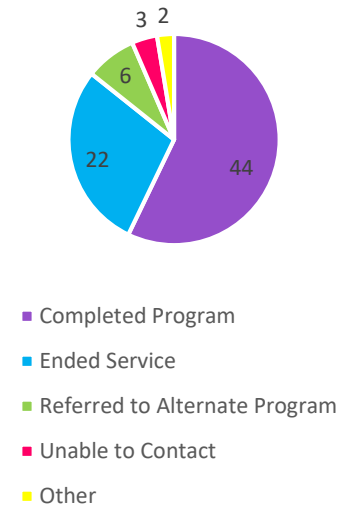
In addition to the identified client, **199** children (19yrs & under) and **35** spouses/partners, attended sessions

Identified Gender
Female 79%
Male 21%

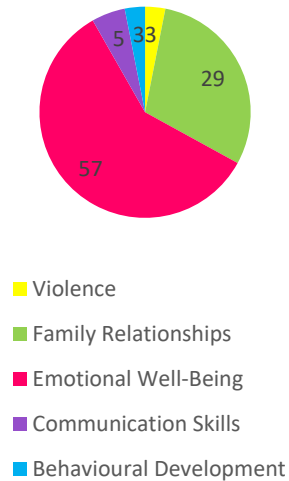
Average Length of Service
>30 days 5%
1-4 months 54%
<4 months 41%

Average Wait Time to Start Service:
47 days

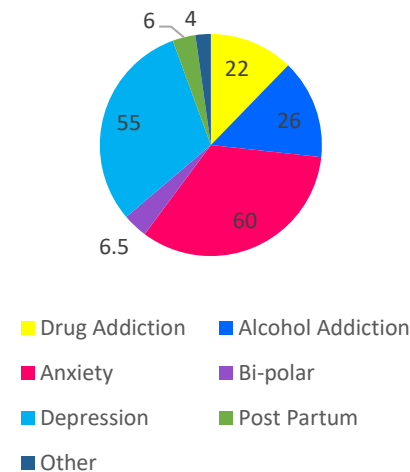
Reason for Discharge



Goals by Type (135 total goals)



Addictions/Mental Health



Age at Onset of Service

